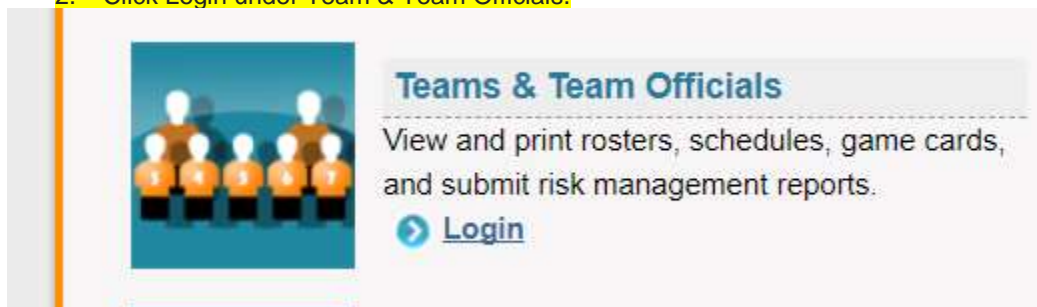


# Instructions for Risk Management (Background Checks and Concussion Quiz)

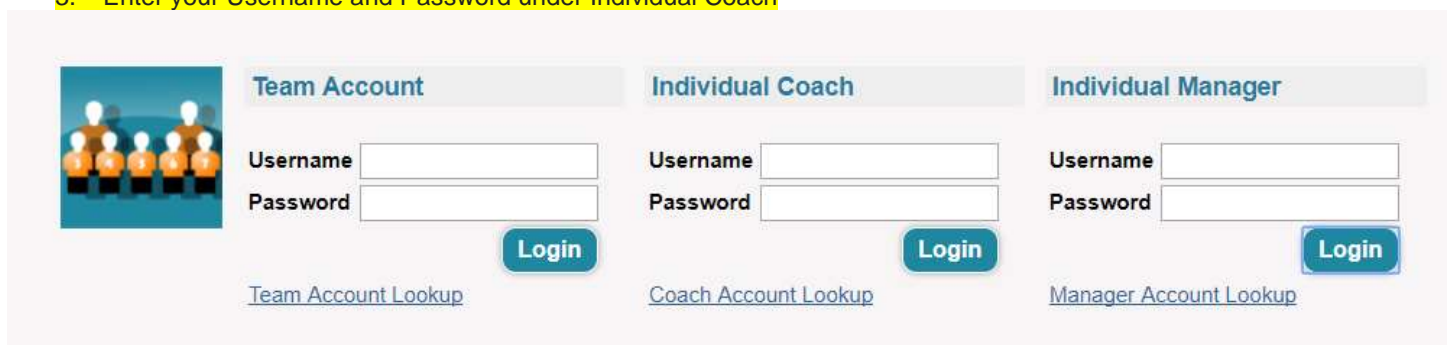
1. Go to [www.gotsoccer.com](http://www.gotsoccer.com) Click User Login at the top.



2. Click Login under Team & Team Officials.



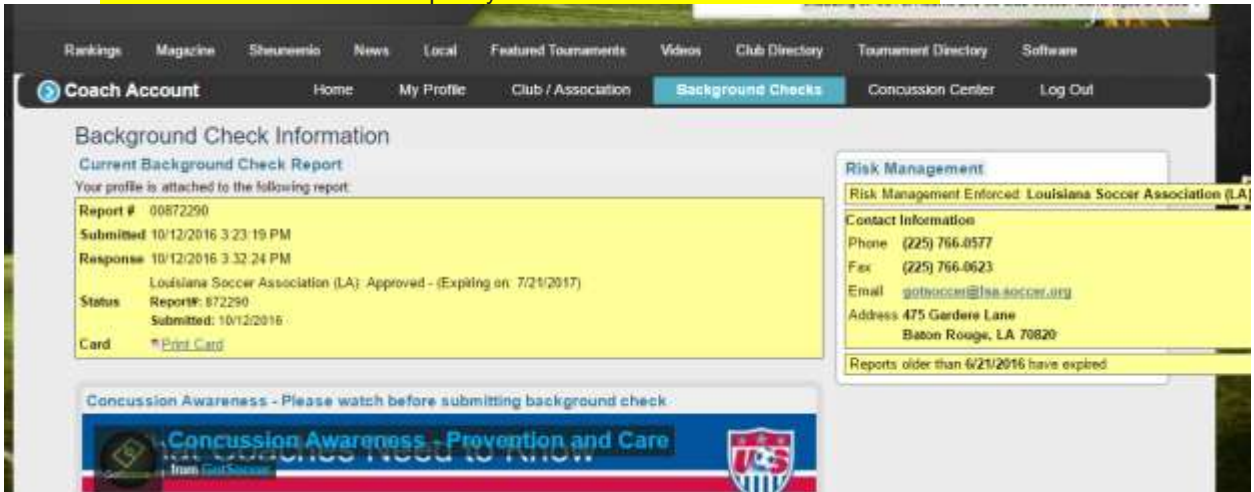
3. Enter your Username and Password under Individual Coach



4. When logged into your account this will be the home page you see. Go to my profile and complete the personal information as well as uploading a pic.



5. Click the tab that says Background checks. Follow the instructions. See below my background check is complete so it looks a little different. Please print your card and have it in the team binder.



6. Click on the Concussion Center, in the second box Heads Up Concussion, click Go to Courses Page. Please do not let your computer go into sleep mode; it will allow you to complete your course but loses connection and won't show as completed in the GotSoccer system. If this does happen, then we will need to send a copy of the certificate to the LSA office. Please print your completion certificate and have it in the team binder.

